



# A GROWING REGION

The Fraser Valley Regional District is one of the fastest growing regional districts in British Columbia.

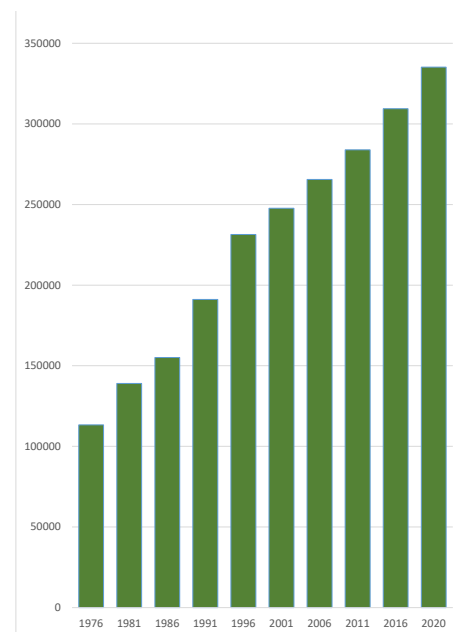


As of 2020, the region is home to over 330,000 residents. By 2050 the population could increase by as much as 56% to around 500,000. Anticipating and accommodating this growth over the next 30 years will offer both opportunities and challenges for the region.

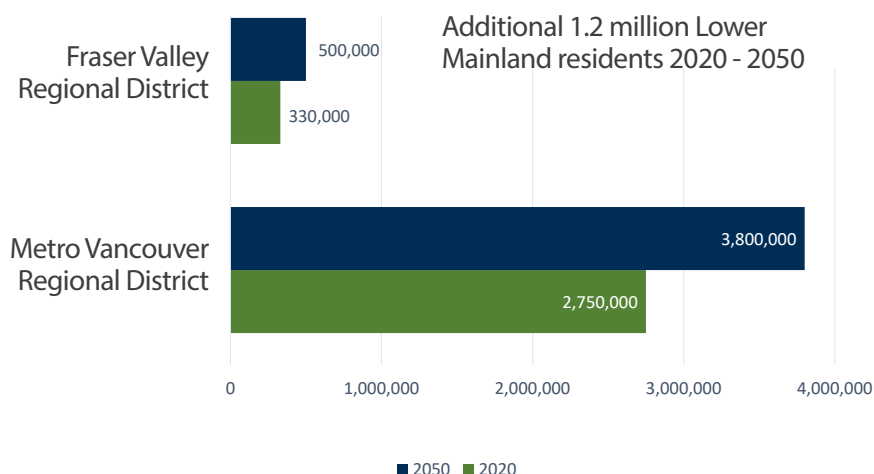
The FVRD makes up about 11% of the Lower Mainland's population and is the third largest regional district in the province by population. Growth has been continuous, with the most rapid period of growth taking place between 1971 and 2001. Since 2001, the region has grown by another 90,000.

Although proximity to Metro Vancouver and its population and employment centres influences growth in the FVRD, our communities remain remarkably independent from the rest of the Lower Mainland. Growth has not simply been a result of adjacency to Metro Vancouver, rather it has been tied to the economic influences of agriculture and other primary sectors that underpin the region's economy.

## Population Growth in the FVRD 1976-2000



## Lower Mainland Growth 2020 to 2050



## Have Your Say



We want to hear from you on the Regional Growth Strategy. Learn more at [haveyoursay.fvrd.ca](https://haveyoursay.fvrd.ca)



*Sts'ailes - FVRD Memorandum of Understanding and Protocol Agreement signing ceremony*

# COLLABORATION

**Goal: To achieve our common goals for the future of the region by encouraging collaboration between jurisdictions, cultures, and neighbours.**

This fact sheet summarizes what we heard from you in earlier public consultations. We've included some statistics you may find useful when providing your feedback.

## What We Heard

- » Ensure regional cooperation to achieve common goals, encourage increased civic engagement, and take a values-based approach to planning.
- » Ensure the RGS supports the principles of United Nations Declaration on the Rights of Indigenous Peoples and the policy direction aligns with applicable indigenous land use plans.

## Snapshot of Today



### Agreements & MOUs

FVRD has agreements with different Indigenous organizations for a range of purposes including:

- » liquid waste management
- » water services
- » planning and building inspection services
- » regional transit
- » fire protection
- » MOU's for establishing and maintaining long-term cooperative relationships

## Top 3 Collaboration Organizations



**Indigenous governments**



**Municipalities**



**Provincial government**

Implementing the RGS will require all levels of government, Indigenous governments, health authorities, non-profits, private sector and the public to work together to shape the region.

### Collaboration



FVRD's clean economy initiative included collaboration with Sto:lo Community Futures and municipal economic development offices.

### Transit

The FVRD has 4 partnership agreements with 4 local Indigenous communities (Cheam, Seabird Island, Yale First Nation and Chawathil First Nation) to provide public transit service.

FVRD collaborates with member municipalities to connect communities.



## Key RGS Priorities

- » Build and strengthen relationships with Indigenous communities and governments.
- » Work together to ensure success.

## Have Your Say



We want to hear from you on the Regional Growth Strategy. Learn more at [haveyoursay.fvrd.ca](http://haveyoursay.fvrd.ca).





# ECONOMIC STRENGTH & RESILIENCY

**Goal:** To realize the region's economic potential by providing opportunities in employment and education that will grow the economy by building on the region's strengths.

This fact sheet summarizes what we heard from you in earlier public consultations. We've included some statistics you may find useful when providing your feedback.


## What We Heard

- » Agriculture is important. We need to ensure food security and keep food costs affordable.
- » Improve Internet connectivity in rural areas to ensure opportunities for remote work and education.
- » Supporting the local economy in all sectors is important for maintaining a strong and resilient economy.
- » Processing raw materials (agricultural and natural resources) in the region helps provide employment.
- » Grow the clean economy to protect the environment.

## Top 3 Clean Economy Sectors



**\$1,035,236M GDP**  
Sustainable Resource & Ecosystem Management



**\$535,678M GDP**  
Green & High Performance Buildings



**\$311,391M GDP**  
Renewable Energy Supply & Storage

*Clean Economy Study - Direct, Indirect, Induced*

## Key RGS Priorities

- » Create opportunities for employment and education
- » Promote growth and development in agriculture
- » Protect employment lands
- » Work to attain the region's full tourism potential

## Snapshot of Today

### Top Four Industries Employment

11.2%



Retail

10.7%



Construction

10.5%



Health Care and Social Services

9.5%



Manufacturing

*2016 Census*

### Economic Value of Agriculture

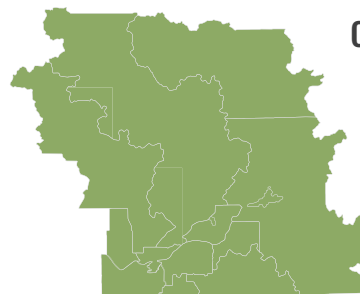
- » \$1.4B in gross farm receipts
- » \$3.1B in expenditures
- » 18,362 full time jobs



*Agricultural Snapshot*

### Clean Economy

- » \$2.45B in gross output.
- » \$1.17M GDP (*direct*)
- » 11,100 jobs in 2016



*Clean Economy Study*

## Have Your Say



We want to hear from you on the Regional Growth Strategy. Learn more at [haveyoursay.fvrd.ca](http://haveyoursay.fvrd.ca).



# LIVING WELL

**Goal: To ensure everyone is able to maintain a high quality of life, regardless of age, income, or ability.**

This fact sheet summarizes what we heard from you in earlier public consultations. We've included some statistics you may find useful when providing your feedback.

## What We Heard

- » Income is the most important component to living well.
- » You value nature and outdoor recreation opportunities. Having access to parks and outdoor is a key component of a high quality of life.
- » Access to arts and culture is important and are valuable elements for maintaining a healthy community and living well.
- » Creating live/work communities through local employment is the best way to ensure healthy living.

## Today's Demographic

2016 Census

### Population by Age

18% Age 65+

64% Age 15-65

18% Age 0-14

## Top 3 Quality of Life Factors

Health Care

20%

Healthy Environment

16%

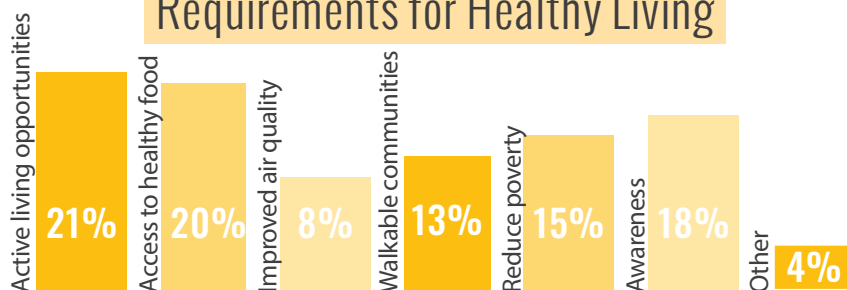
Economy & Education

12%

**1 in 7 people are 65 or older.  
By 2050 it will be 1 in 5**



## Requirements for Healthy Living



Information collected from phase 1 of engagement and public survey

**Avg Age 41**

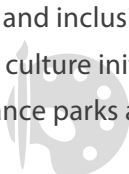


**Median Household  
Income \$69,289**



## Key RGS Priorities

- » Promote healthy and inclusive living
- » Support arts and culture initiatives
- » Protect and enhance parks and recreation lands



## Have Your Say



We want to hear from you on the Regional Growth Strategy. Learn more at [haveyoursay.fvrd.ca](http://haveyoursay.fvrd.ca).

# COMMUNITY BUILDING

**Goal: To create compact, complete communities that strengthen urban centres, maintain rural character and offer choice and affordability in housing.**

This fact sheet summarizes what we heard from you in earlier public consultations. We've included some statistics you may find useful when providing your feedback.

## What We Heard

- » Concern about the rising cost of housing and the increase in homelessness.
- » Developing live/work communities that minimize commuting are important for promoting equity, social connections and building a greater sense of community.
- » Walkable neighbourhoods where you can access most of your day-to-day needs foster physical and mental health, and reduce greenhouse gas emissions.

## Snapshot of Today

Core housing need: more than 30% of income is spent on housing.



## Housing Top 3

### Housing Types



**58%** single family



**13%** apartment



**11%** townhouse

### Housing Concerns

Cost

**56%**

Being able to stay in your home

**14%**

Accessibility issues/barriers

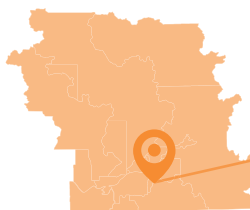
**12%**

*Phase 1 engagement and public survey results*



**895** people were recorded as homeless in 2020 during the homelessness count

**60%** FVRD residents work in the community where they live



## Key RGS Priorities

- » Concentrate growth in urban centres
- » Maintain the character of rural communities in electoral areas
- » Promote sustainable regionally scaled resort development
- » Ensure housing choice and affordability

## Have Your Say



We want to hear from you on the Regional Growth Strategy. Learn more at [haveyoursay.fvrd.ca](https://haveyoursay.fvrd.ca).



# ECOSYSTEM HEALTH

**Goal: To protect the air, water and biodiversity on which we depend.**

This fact sheet summarizes what we heard from you in earlier public consultations. We've included some statistics you may find useful when providing your feedback.

## What We Heard

- » Promoting and maintaining a clean and healthy environment is essential to ensuring a high quality of life for today and into the future.
- » Rapid population growth, farming practices, excessive waste, and increased pollution are causes of concern for maintaining a healthy environment.
- » Monitoring pollution and resource recovery through recycling programs will help ecosystem health.
- » Encouraging public responsibility through education is key.

## Top 4 Environmental Concerns

22%



Water Quality

18%



Air Quality

12%



Fish and Wildlife Habitat

12%



Climate Change

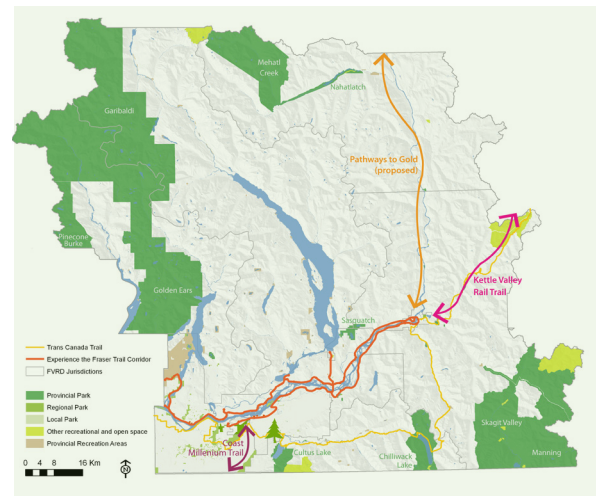
*Phase 1 engagement and public survey results*

## Key RGS Priorities


- » Monitor, study, protect and improve air quality
- » Protect watershed health
- » Protect biodiversity

## Snapshot of Today

**4,755 acres of protected park land**



FVRD is home to over **100** endangered species



**30** different species of fish are in the Fraser River between Mission and Hope

## Have Your Say



We want to hear from you on the Regional Growth Strategy. Learn more at [haveyoursay.fvrd.ca](http://haveyoursay.fvrd.ca).



# TRANSPORTATION AND MOBILITY

**Goal:** To develop a safe and efficient transportation system for people and goods that promotes transit, walking and cycling, and minimizes the transportation system's impact on air quality.

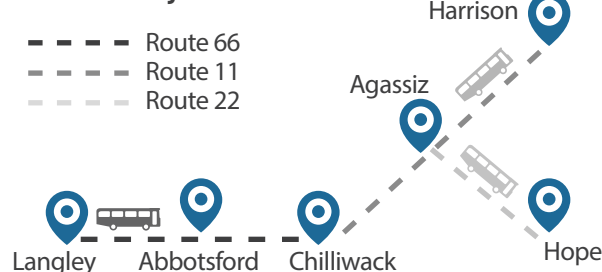
This fact sheet summarizes what we heard from you in earlier public consultations. We've included some statistics you may find useful when providing your feedback.

## What We Heard

- » Highest priority is to establish a public transit system that enables people to get around within each community and links communities in the region and with neighbouring regions.
- » Infrequent service makes transit use challenging; to attract ridership transit needs to be frequent, reliable and affordable.
- » Rural areas have unique transportation issues. There is a need for public transit in these areas.

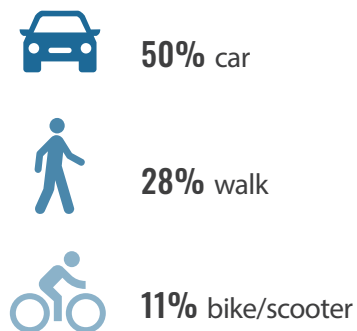
## Snapshot of Today

### Fraser Valley Transit Routes

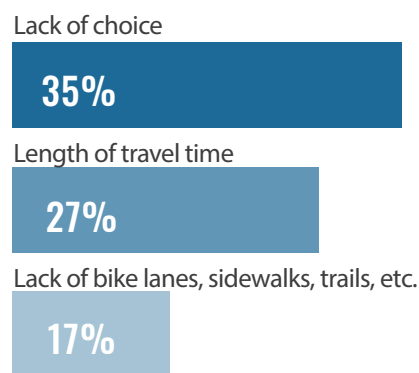


## Transportation Top 3

### Modes



### Barriers

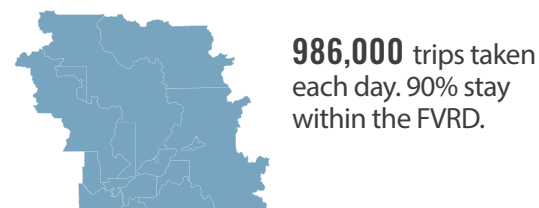


Phase 1 engagement and public survey results

### Fraser Valley Express



### Trip Diary Data



## Key RGS Priorities

- » Create a region-wide network of affordable and convenient transportation options that safely and efficiently facilitates the movement of people and goods.
- » Promote active and alternative forms of transportation that prioritize pedestrians and cyclists.

## Have Your Say



We want to hear from you on the Regional Growth Strategy. Learn more at [haveyoursay.fvrd.ca](http://haveyoursay.fvrd.ca).



# INFRASTRUCTURE AND SERVICES

**Goal: To provide efficient, sustainable and cost effective services that contribute to compact and sustainable growth.**

This fact sheet summarizes what we heard from you in earlier public consultations. We've included some statistics you may find useful when providing your feedback.

## What We Heard

- » Illegal dumping and a lack of refuse facilities in electoral areas is a concern.
- » Consider developing a regional composting facility.
- » Provide rural communities with access to the three-stream curbside collection system - recycling, garbage and compost.
- » Concerns about environmental impact from the pipeline expansion.

## Snapshot of Today

### Solid Waste

The FVRD's Solid Waste Management Plan's goal is to divert 90% of compostable and recyclable waste from landfills by 2025.

Through a partnership with FoodMesh, 1,136,207 kg of edible food was diverted from the waste stream by October, 2020.



## Emergency Management

People living in or visiting the FVRD's eight electoral areas can now access up-to-date information needed during an emergency.

Alertable is an emergency notification system that enables the FVRD to send alerts to residents, businesses, and visitors during critical events such as fires or floods as well as for community notices such as water advisories.

**2,827** FVRD Alertable subscribers as of July, 2021.



## FVRD Food Recovery Network



**1,481,850**  
meals provided



**2,158,794 kg**  
CO<sub>2</sub> emissions  
saved

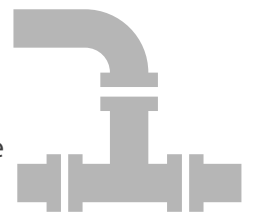


**\$5,124,356**  
Donation Value

## FVRD Infrastructure Systems

The FVRD operates 6 sewer systems and 12 water systems throughout its electoral areas.

Flood protection and drainage services are provided to electoral areas C, E, F and H.



## Key RGS Priorities

- » Provide safe and efficient access to basic utilities.
- » Ensure responsible management of solid waste.
- » Ensure public safety through emergency management.
- » Minimize the impact of large-scale utility corridors and traverse the region.

## Have Your Say



We want to hear from you on the Regional Growth Strategy. Learn more at [haveyoursay.fvrd.ca](http://haveyoursay.fvrd.ca).





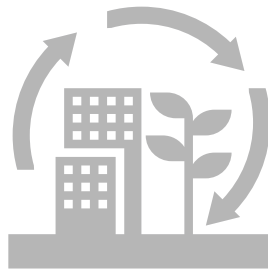
# ENERGY & CLIMATE CHANGE

**Goal: To increase efficiency and reduce greenhouse gas emissions to minimize the region's impact on global climate change, and to mitigate impacts of climate change on our region.**

This fact sheet summarizes what we heard from you in earlier public consultations. We've included some statistics you may find useful when providing your feedback.

## What We Heard

- » Climate change is a big concern. Monitoring pollution and developing programs to reduce GHG's are important.
- » Minimizing pollution, improving transit, conserving water, considering alternative energies, and enforcing environmental regulations are critical to maintaining a healthy region.



## Snapshot of Today



The lower mainland's geography funnels and concentrates pollutants in the region's airshed.

## Climate Change Impacts


### WETTER WINTERS

- » Increased freshet flood risk
- » Increased precipitation & extreme events
- » Erosion and nutrient leaching
- » Crop damage




### DRIER, WARMER SUMMERS

- » Increased drought risk
- » Greater frequency and intensity of extreme events
- » Disrupts flowering and pollination
- » Increased pest and disease pressures

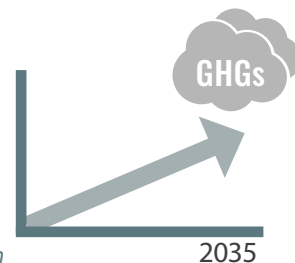


On-road transportation, off-road machinery, residential and commercial heating, indoor and outdoor wood burning and livestock farming are amongst the largest emitters of GHG's and air pollutants.



### GHG Emissions

GHG emissions are forecast to slowly increase until at least 2035



FVRD Air Quality Management Plan

2035

## Key RGS Priorities

- » Promote energy efficiency and the reduction of greenhouse gas emissions
- » Reduce the region's impact on climate change and develop capacity to adapt to and mitigate the impacts of climate change in the region

## Have Your Say



We want to hear from you on the Regional Growth Strategy. Learn more at [haveyoursay.fvrd.ca](http://haveyoursay.fvrd.ca).